

Lim figurerne ind i den rigtige rækkefølge

4 7 9

Klip figurerne ud og lim dem ind i den rigtige rækkefølge.

1	0	1								
---	---	---	--	--	--	--	--	--	--	--

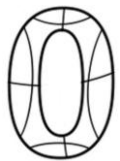
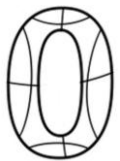
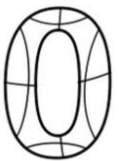
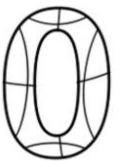
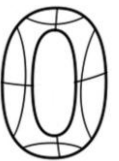
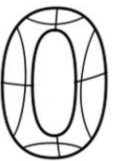
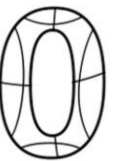





































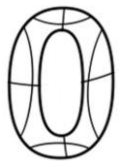
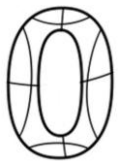
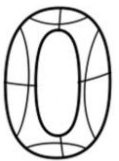








2	2	3								
---	---	---	--	--	--	--	--	--	--	--

3	1	0								
---	---	---	--	--	--	--	--	--	--	--

2	0	3	0							
---	---	---	---	--	--	--	--	--	--	--

Klip figurerne ud og lim dem ind i den rigtige rækkefølge.

479

Lim figurerne ind i flotte mønstre

479

Klip figurerne på kopiarket ud og lim dem ind i skemaet, så der bliver flotte mønstre.

--	--	--	--	--	--	--	--	--	--	--

--	--	--	--	--	--	--	--	--	--	--

--	--	--	--	--	--	--	--	--	--	--

--	--	--	--	--	--	--	--	--	--	--

Klip figurerne ud og lim dem ind i skemaet.

4 7 9

4	4	4	4	4	4	4	4	4	4	4
5	5	5	5	5	5	5	5	5	5	5
6	6	6	6	6	6	6	6	6	6	6
7	7	7	7	7	7	7	7	7	7	7
4	4	4	5	5	5	6	6	6	7	7