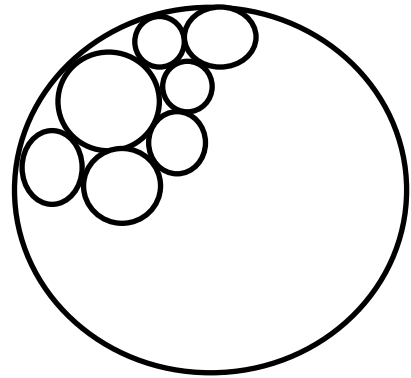
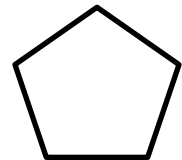

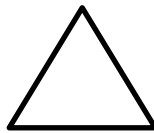
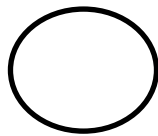



Designark: Geometriske figurer i figur





Geometriske figurer kan være cirkler, firkanter, trekanter osv.



1. Tegn 3 forskellige figurer i kasserne og tegn den samme figur i forskellige størrelser inde i den store figur.





2. Vælg en af figurerne. Sæt kryds ved den.